



### District Report Card: 2017


<b>State:</b> Andhra Pradesh	<b>District:</b> Krishna
<b>Class:</b> 8	<b>Subject:</b> Language
<b>Schools:</b> 50	<b>Students:</b> 1158


### Participation/Coverage


#### Students

<div>GENDER</div> <div></div>	Boys				Girls			
	Number		%		Number		%	
	531		45.85		627		54.15	

<div>AREA</div> <div></div>	Rural				Urban			
	Number		%		Number		%	
	856		73.92		302		26.08	

<div>CATEGORY</div> <div></div>	SC		ST		OBC		GEN	
	Number	%	Number	%	Number	%	Number	%
	427	36.87	50	4.32	561	48.45	120	10.36

<div>CWSN</div> <div></div>	LD	VI	HI	S&LD	ID	Oth
	3	0	1	0	1	75

<div>Management</div> <div></div>	Government			Government-aided		
	Number		%	Number		%
	1027		88.69	131		11.31

### Average Performance of Students in Language (%)

Overall	Gender		Area		Management		Social Group			
	Male	Female	Rural	Urban	Govt.	Aided	SC	ST	OBC	GEN
58.77	59.25	58.36	59.56	56.51	58.72	59.13	56.88	46.80	60.56	62.11

### Performance on Learning Outcomes (LOs)

Learning Outcomes	Description	Average Performance(%)
L813	Read textual/non-textual materials with comprehension and identifies the details, characters, main idea and sequence of ideas and events while reading	58.77

Range of Performance of Students who Answered Correctly							
Below 30%		30% - 50%		50% - 75%		Above 75%	
Number	%	Number	%	Number	%	Number	%
136	11.74	275	23.75	457	39.46	290	25.04

### Lowest Performing Learning Outcomes (LOs)

1 - Read textual/non-textual materials with comprehension and identifies the details, characters, main idea and sequence of ideas and events while reading (58.77)